

SAMSON[®]



HARDWARE MANUFACTURING CATALOGUE

INTRODUCTION

Established in 1989, Boltfix Proprietary Limited is a one-stop outlet offering a comprehensive range of quality security and hardware products.

SAMSON

WHY CHOOSE SAMSON?

- ✓ We offer a comprehensive and diversified range of products.
- ✓ Complete supply solutions to cater specifically for your business.
- ✓ Strict quality controls ensure high quality standards are maintained.
- ✓ Customer focused.
- ✓ Years of experience lends itself to excellent product knowledge and expertise.

We accredit our success to our highly trained and dynamic workforce, who remain committed to providing service excellence to our valued client base. Our trusted quality and ability to provide solutions have allowed Boltfix and the SAMSON brand to become the names you can trust.

Our customers are the lifeblood of the company and our focus remains on forming long-term strategic partnerships, that are both ethical and progressive. We provide tangible and quantifiable benefits to all our clients, and we relentlessly strive to improve not only our service, but also the range and quality of our products.

Our sourcing capability, both locally and internationally, allows us to supply complete solutions to a wide range of industry sectors. Our relationships with our suppliers have, and always will be, built on a foundation of trust and integrity.

VISION

To engineer and provide high quality products and supply solutions that meet and exceed all our customers' expectations.

MISSION

To be the first choice supply solution.

COMMITMENT

We commit to offering a diversified range of products at affordable prices.

We commit to constant innovation and improvement on our product ranges and quality.



TABLE OF CONTENTS

ALUMINIUM WINDOW & DOOR

04 - 12

STEEL WINDOW & DOOR

13 - 16

SECURITY GATE HARDWARE

17 - 19

GARAGE DOOR

20 - 21

STEEL CABINET

22 - 23

GENERAL HARDWARE

24 - 32

DOOR HANDLES & LOCKSETS

33 - 36

CABINET

37 - 41

ALUMINIUM

WINDOW & DOOR HARDWARE

WINDOW HANDLES	5
FRICTION STAYS	5
CLEATS	5
WOOLPILE (WINDOW)	5
DOOR HANDLES	6
CYLINDERS	6
LATCH LOCKS	7
ROLLER LOCKS	7
HOOK LOCKS	7
HINGES	8
WOOLPILE (DOOR)	8
THREADED ROD	8
FLUSH BOLTS	8
PULL HANDLES	9
PIVOT SETS	10
PATIO DOOR KITS	11
PATIO DOOR NIGHT LATCH	11
FORTRESS CYLINDER	12
SPIGOTS	12
ROLLERS	12

SAMSON

ALUMINIUM WINDOW & DOOR HARDWARE



NYLON WINDOW HANDLE

CODE	DESCRIPTION	ACCESSORIES	FINISH
HARD-40032BU	LEFT HAND	SCREWS + CAPS	BLACK
HARD-40033BU	RIGHT HAND	SCREWS + CAPS	BLACK




ALUMINIUM EUROLINE WINDOW HANDLE

CODE	DESCRIPTION	ACCESSORIES	FINISH
HARD-40003BU	LEFT HAND	SCREWS + CAPS	BLACK
HARD-40004BU	RIGHT HAND	SCREWS + CAPS	BLACK
HARD-40041BU	LEFT HAND	RIVETS + CAPS	BLACK
HARD-40042BU	RIGHT HAND	RIVETS + CAPS	BLACK



ALUMINIUM SOLID WINDOW HANDLE

CODE	DESCRIPTION	ACCESSORIES	FINISH
HARD-40024BU	LEFT HAND	SCREWS + CAPS	BLACK
HARD-40025BU	RIGHT HAND	SCREWS + CAPS	BLACK



ALUMINIUM OSBORN CORNER CUT CLEAT

CODE	SIZE	FINISH
CC-280S	28MM	NATURAL ALUMINIUM
CC-30.50S	30.5MM	NATURAL ALUMINIUM



ALUMINIUM MULTI FIXING LUG

CODE	FINISH
CC-FLCUTM	NATURAL ALUMINIUM



WOOLPILE

CODE	SIZE	COLOUR	ROLL LENGTH
WP48/500	4.8MM BASE X 5MM PILE	GREY	500 METERS



FRICTION STAY



CODE	MATERIAL	SIZE	SLIDER	TYPE
HARD-30011BU	SS304	300MM	BRASS PLATED	COASTAL
HARD-30012BU	SS430	300MM	BRASS PLATED	INLAND
HARD-30047BU	SS430	300MM	NYLON	INLAND

ALUMINIUM WINDOW & DOOR HARDWARE



COMPONENTS INCLUDED **SS STAINLESS STEEL**

LEVER HANDLE RICCI

CODE	GRADE
HANC-08023BU	SS304



FINISHES
 BRONZE
 WHITE
 SILVER
 CHARCOAL
 BLACK

LEVER HANDLE SLIMLINE

CODE	FINISH
HANC-08031BU	BLACK
HANC-08032BU	BRONZE
HANC-08035BU	SILVER
HANC-08036BU	WHITE
HANC-08037BU	CHARCOAL



FINISHES
 SATIN NICKEL
 BRASS PLATED
 CHROME PLATED
 MATT BLACK

KEYS INCLUDED

EURO CYLINDER - KEYED TO DIFFER

CODE	DESCRIPTION	SIZE	FINISH
CYL-00005BU	KEYED TO DIFFER	65MM	SATIN NICKEL
CYL-00006BU	KEYED TO DIFFER	65MM	BRASS PLATED
CYL-00007BU	KEYED TO DIFFER	65MM	CHROME PLATED
CYL-00019BU	KEYED TO DIFFER	65MM	MATT BLACK



KEYS INCLUDED

EURO CYLINDER

CODE	DESCRIPTION	SIZE	FINISH
CYL-00002BU	KEYED TO DIFFER	60MM	CHROME PLATED



KEYS INCLUDED

EURO CYLINDER - KEYED ALIKE

CODE	DESCRIPTION	SIZE	FINISH
CYL-00008BU	KEYED ALIKE	65MM	SATIN NICKEL



FINISHES
 SATIN NICKEL
 MATT BLACK

KEYS INCLUDED

THUMB TURN CYLINDER

CODE	DESCRIPTION	SIZE	FINISH
CYL-00012BU	KEYED TO DIFFER	65MM	SATIN NICKEL
CYL-00018BU	KEYED TO DIFFER	65MM	MATT BLACK



ROLLER LOCK



CODE	DESCRIPTION	MATERIAL	SIZE
LOCK-00053BU	25MM BACKSET	SS	25MM
LOCK-50007BX	25MM BACKSET WITH 60MM CHROME PLATED CYLINDER	SS	25MM
LOCK-50008BX	25MM BACKSET WITH 65MM SATIN NICKEL CYLINDER	SS	25MM
LOCK-00006BU	35MM BACKSET	SS	35MM
LOCK-50009BX	35MM BACKSET WITH 60MM CHROME PLATED CYLINDER	SS	35MM
LOCK-50010BX	35MM BACKSET WITH 65MM SATIN NICKEL CYLINDER	SS	35MM

LATCH LOCK



CODE	DESCRIPTION	MATERIAL	SIZE
LOCK-00051BU	25MM BACKSET	SS	25MM
LOCK-50001BX	25MM BACKSET WITH 60MM CHROME PLATED CYLINDER	SS	25MM
LOCK-50002BX	25MM BACKSET WITH 65MM SATIN NICKEL CYLINDER	SS	25MM
LOCK-00052BU	35MM BACKSET	SS	35MM
LOCK-50003BX	35MM BACKSET WITH 60MM CHROME PLATED CYLINDER	SS	35MM
LOCK-50004BX	35MM BACKSET WITH 65MM SATIN NICKEL CYLINDER	SS	35MM



HOOK LOCK WITH LATCH

CODE	DESCRIPTION	MATERIAL	SIZE
LOCK-00054BU	35MM BACKSET WITH LATCH (7MM THROW)	SS	35MM



HOOK LOCK WITH NO LATCH

CODE	DESCRIPTION	MATERIAL	SIZE
LOCK-00055BU	35MM BACKSET WITH NO LATCH (7MM THROW)	SS	35MM

ALUMINIUM WINDOW & DOOR HARDWARE



ALUMINIUM FLUSH HINGE

CODE	TYPE	SIZE	FINISH	WASHER
HIN-20006BU	RIVETED	100MM	BLACK	BLACK
HIN-20007BU	RIVETED	100MM	BRONZE	BLACK
HIN-20008BU	RIVETED	100MM	NATURAL ANODIZED	CLEAR
HIN-20009BU	RIVETED	100MM	WHITE	CLEAR
HIN-20010BU	RIVETED	100MM	CHARCOAL	BLACK
HIN-20011BU	RIVETED	100MM	SILVER	BLACK




WOOLPILE

CODE	SIZE	COLOUR	ROLL LENGTH
WP67/500	6.7MM BASE X 5MM PILE	GREY	450 METERS
WP67/750	6.7MM BASE X 7.5MM PILE	GREY	300 METERS
WP67/900	6.7MM BASE X 9MM PILE	GREY	250 METERS

SINGLE ACTION FLUSH BOLT

CODE	MATERIAL	FINISH
BOLT-00003BU	ALUMINIUM	BLACK
BOLT-00004BU	ALUMINIUM	BRONZE
BOLT-00005BU	ALUMINIUM	SILVER
BOLT-00006BU	ALUMINIUM	WHITE
BOLT-00010BU	ALUMINIUM	CHARCOAL



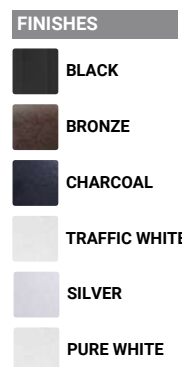
ALUMINIUM FLUSH HINGE

CODE	TYPE	SIZE	FINISH	WASHER
HIN-20014BU	RIVETED	200MM	BLACK	BLACK
HIN-20015BU	RIVETED	200MM	BRONZE	BLACK
HIN-20016BU	RIVETED	200MM	CHARCOAL	BLACK
HIN-20017BU	RIVETED	200MM	SILVER	CLEAR
HIN-20018BU	RIVETED	200MM	WHITE	CLEAR



THREADED ROD & ACCESSORIES

CODE	DESCRIPTION	FINISH
TR8MMGAL	3 METER TIE ROD (8MM DIAMETER)	ZINC PLATED
TR8MMN	8MM HEX NUT	ZINC PLATED
TR8MMW	8MM WASHERS	ZINC PLATED



DOUBLE ACTION FLUSH BOLT

CODE	MATERIAL	FINISH
BOLT-00007BU	ALUMINIUM	BLACK
BOLT-00008BU	ALUMINIUM	BRONZE
BOLT-00009BU	ALUMINIUM	CHARCOAL
BOLT-00010BU	ALUMINIUM	TRAFFIC WHITE
BOLT-00011BU	ALUMINIUM	SILVER
BOLT-00012BU	ALUMINIUM	PURE WHITE

ALUMINIUM WINDOW & DOOR HARDWARE

HANP-00001BU

HANP-10001BU



STAINLESS STEEL PULL HANDLE - D SHAPE

CODE	SIZE	GRADE	TYPE
HANP-00001BU	19/130/150 MM	SS201	OFFSET
HANP-10001BU	19/130/150 MM	SS304	STRAIGHT



STAINLESS STEEL PULL HANDLE - CRANKED D

CODE	SIZE	GRADE
HANP-00011BU	32/300/332 MM	SS201



STAINLESS STEEL PULL HANDLE - D SHAPE

CODE	SIZE	GRADE
HANP-10003BU	30/425/455 MM	SS304



STAINLESS STEEL PULL HANDLE - CRANKED C

CODE	SIZE	GRADE
HANP-00016BU	32/300/450 MM	SS201



STAINLESS STEEL PULL HANDLE - S SHAPE

CODE	DESCRIPTION	SIZE	GRADE
HANP-00005BU	SMALL	32/150/400 MM	SS201
HANP-00008BU	LARGE	32/400/600 MM	SS201
HANP-10006BU	LARGE	32/400/600 MM	SS304



OTHER FINISHES



HANP-00015BU



STAINLESS STEEL PULL HANDLE - S SHAPE

CODE	SIZE	GRADE	FINISH
HANP-00009BU	32/300/460 MM	SS201	TWO TONE
HANP-00014BU	32/400/600 MM	SS201	TWO TONE
HANP-00015BU	32/300/450 MM	SS201	BLACK



STAINLESS STEEL PULL HANDLE - STRAIGHT T

CODE	SIZE	GRADE	FINISH
HANP-10004BU	22/125/200 MM	SS304	NATURAL



STAINLESS STEEL PULL HANDLE - STRAIGHT T

CODE	SIZE	GRADE	FINISH
HANP-0003BU	32/150/400 MM	SS201	NATURAL
HANP-00017BU	32/400/600 MM	SS201	NATURAL
HANP-00018BU	32/900/1200 MM	SS201	NATURAL



OTHER TYPES



HANP-00013BU



STAINLESS STEEL PULL HANDLE - STRAIGHT T

CODE	SIZE	GRADE	FINISH
HANP-00010BU	32/300/450 MM	SS201	TWO TONE
HANP-00013BU	32/300/450 MM	SS201	BLACK




STAINLESS STEEL PULL HANDLE - STRAIGHT T

CODE	SIZE	GRADE	FINISH
HANP-10002BU	32/400/500 MM	SS304	NATURAL



STAINLESS STEEL PULL HANDLE - CRANKED T

CODE	SIZE	GRADE
HANP-00002BU	32/150/400 MM	SS201
HANP-10005BU	32/150/400 MM	SS304



ADJUSTABLE PIVOT SET

CODE	LOAD CAPACITY	FINISH
HIN-00006BU	UP TO 200 KGS	YELLOW ZINC PLATED


ALUMINIUM WINDOW & DOOR HARDWARE




LOCK-60002BU




LOCK-00024BU



LOCK-60006BU



LOCK-60007BU



PATIO DOOR KITS

CODE	DESCRIPTION
LOCK-60002BU	PATIO DOOR HANDLE ONLY
LOCK-00024BU	PATIO DOOR KIT + E KEEP + DOOR STOPPER
LOCK-60006BU	PATIO DOOR KIT + E KEEP + DOOR STOPPER + 2 YZP 15MM ROLLERS
LOCK-60007BU	PATIO DOOR KIT + E KEEP + DOOR STOPPER + 2 YZP 15MM ROLLERS + FORTRESS CYLINDER



PATIO DOOR HANDLE MINI

CODE	DESCRIPTION
LOCK-60001BU	HANDLE WITH KEEP



FINISHES	
	BRASS PLATED
	CHROME PLATED
	BLACK
	BRONZE
	SILVER

PATIO DOOR NIGHT LATCH

CODE	FINISH
LOCK-00040BU	SILVER
LOCK-00041BU	BRASS PLATED
LOCK-00042BU	CHROME PLATED
LOCK-00043BU	BLACK
LOCK-00044BU	BRONZE



FORTRESS CYLINDER

CODE	DESCRIPTION
CYL-00011BU	KEYED TO DIFFER



ALUMINIUM SHOPFRONT SPIGOT

CODE	SIZE	FINISH
CC-26SCUT	26MM	NATURAL ALUMINIUM



ALUMINIUM R4 SPIGOT

CODE	FINISH
CC-R4SCUT	NATURAL ALUMINIUM



OTHER FINISHES



YELLOW ZINC PLATED

SINGLE PATIO DOOR ROLLER

CODE	SIZE	GRADE
HARD-00001BU	15MM	SS201
HARD-00002BU	15MM	YELLOW ZINC PLATED



OTHER FINISHES



YELLOW ZINC PLATED

DOUBLE PATIO DOOR ROLLER

CODE	SIZE	GRADE
HARD-00003BU	15MM	SS201
HARD-00004BU	15MM	YELLOW ZINC PLATED



OTHER FINISHES



YELLOW ZINC PLATED

ADJUSTABLE BOGEY DOUBLE ROLLER

CODE	DESCRIPTION	GRADE
HARD-00026BU	DOUBLE ROLLER WITH NYLON WHEELS	SS304
HARD-00032BU	DOUBLE ROLLER WITH NYLON WHEELS	YELLOW ZINC PLATED



BLACK ROLLER

CODE	DESCRIPTION
HARD-00073BU	BRASS ROLLER
HARD-00074BU	NYLON ROLLER

HARD-00067BU



HARD-00068BU



ALUMINIUM ROLLERS

CODE	DESCRIPTION
HARD-00067BU	DOUBLE
HARD-00068BU	MULTI

STEEL

WINDOW & DOOR HARDWARE

WINDOW HANDLES	14
WINDOW BRACKETS	14
PEG STAYS	15
SLIDING STAYS	15
STAY BRACKETS	15
STEEL HINGES	16

SAMSON



SOLID BRASS WINDOW HANDLE

CODE	DESCRIPTION
HARD-40001BU	LEFT HAND
HARD-40002BU	RIGHT HAND



SOLID BRASS WINDOW HANDLE (HEAVY DUTY)

CODE	DESCRIPTION
HARD-40026BU	RIGHT HAND
HARD-40027BU	LEFT HAND



ECONO WINDOW HANDLE

CODE	DESCRIPTION	FINISH
HARD-40005BU	LEFT HAND	YELLOW ZINC PLATED
HARD-40006BU	RIGHT HAND	YELLOW ZINC PLATED



PRESSED STEEL WINDOW HANDLE

CODE	DESCRIPTION	FINISH
SWM-HANLG	LEFT HAND	YELLOW ZINC PLATED
SWM-HANRG	RIGHT HAND	YELLOW ZINC PLATED



HANDLE PLATE WELD ON

CODE	TYPE	MATERIAL	FINISH
SWM-HANPLHNP	LEFT HAND	STEEL	SELF COLOUR
SWM-HANPRHNP	RIGHT HAND	STEEL	SELF COLOUR



COTTAGE PIN

CODE	MATERIAL	FINISH
SWM-HINCP	STEEL	SELF COLOUR



HINGE LIP / BARREL LEG



CODE	TYPE	MATERIAL	FINISH
SWM-HINL05	5MM LIP	STEEL	SELF COLOUR
SWM-HINL11	11MM LIP	STEEL	SELF COLOUR



TEARDROP WITH STEEL PIN


CODE	MATERIAL	FINISH
SWM-TD	STEEL	SELF COLOUR

STEEL WINDOW & DOOR HARDWARE



SOLID BRASS PEG STAY

CODE	SIZE
HARD-30001BU	200MM
HARD-30002BU	250MM



STEEL PEG STAY

CODE	SIZE	FINISH
HARD-30003BU	200MM	YELLOW ZINC PLATED
HARD-30004BU	250MM	YELLOW ZINC PLATED
HARD-30005BU	300MM	YELLOW ZINC PLATED




STEEL PEG STAY BRACKETS - STANDARD WELD ON

CODE	DESCRIPTION	FINISH
SWM-STARNP	STEEL PEG STAY - FIXING BRACKET	SELF COLOUR
SWM-PP	STEEL PEG STAY - PIN BRACKET	SELF COLOUR
SWM-BRAR	STEEL PEG STAY - REST BRACKET	SELF COLOUR




STEEL PEG STAY BRACKETS - ECONO WELD ON

CODE	TYPE	FINISH
SWM-STARNP-RW	STEEL PEG STAY - FIXING BRACKET	SELF COLOUR
SWM-PPRW	STEEL PEG STAY - PIN BRACKET	SELF COLOUR
SWM-BRAR-RW	STEEL PEG STAY - REST BRACKET	SELF COLOUR



SOLID BRASS SLIDING STAY

CODE	SIZE
HARD-30006BU	150MM
HARD-30007BU	175MM



STEEL SLIDING STAY

CODE	SIZE	FINISH
HARD-30009BU	150MM	YELLOW ZINC PLATED
HARD-30010BU	175MM	YELLOW ZINC PLATED
HARD-30046BU	270MM	YELLOW ZINC PLATED




SLIDING STAY BRACKET - STANDARD WELD ON

CODE	TYPE	FINISH
SWM-BRARN	ROUND NOSE	SELF COLOUR
SWM-BRASN	SQUARE NOSE	SELF COLOUR



SLIDING STAY BRACKET - ECONO WELD ON

CODE	TYPE	FINISH
SWM-BRASN-RW	SQUARE NOSE	SELF COLOUR



X2 SUPPLIED AS PAIR
≡ SCREWS INCLUDED

STEEL BUTT HINGE WELD ON

X2 SUPPLIED AS PAIR

CODE	SIZE	FINISH
HIN-10002BU	100MM	SELF COLOUR

STEEL BUTT HINGE

CODE	SIZE	FINISH
HIN-10007BU	100MM	SELF COLOUR
HIN-10013BU	100MM	ZINC PLATED



SECURITY GATE HARDWARE

SLAM AND HOOK LOCKS	18
OVAL CYLINDER	18
RIVET & WASHER	18
DEAD LOCK & CYLINDER	18
GATE LOCKS	18
GATE LOCK BOX	18
HEAVY DUTY GATE LOCK	19
ULTRA LOCK	19
HINGES	19
GATE WHEELS WITH PVC GUIDES	19

SAMSON

SECURITY GATE HARDWARE



HOOK LOCKS

CODE	DESCRIPTION	TYPE	FINISH
LOCK-00001BU	SLAM HOOK LOCK WITH ANTI LIFT PIN	OPEN BODY	CHROME PLATED
LOCK-00002BU	DEADBOLT HOOK LOCK WITH ANTI LIFT PIN	OPEN BODY	CHROME PLATED
LOCK-00058BU	SLAM HOOK LOCK WITH ANTI LIFT PIN	OPEN BODY	SS304
LOCK-00059BU	DEADBOLT HOOK LOCK WITH ANTI LIFT PIN	OPEN BODY	SS304
LOCK-00071BU	SLAM HOOK LOCK WITH ANTI LIFT PIN	CLOSED BODY	CHROME PLATED
LOCK-00072BU	DEADBOLT HOOK LOCK WITH ANTI LIFT PIN	CLOSED BODY	CHROME PLATED

ALS-SHRVAA4811P

ALS-5WASS



RIVET & WASHER

CODE	DESCRIPTION
ALS-SHRVAA4811P	4.8 X 11 SEMI TUBULAR ALUMINIUM RIVET
ALS-5WASS	M5 STAINLESS STEEL FLAT WASHER

LOCK-00035BU

LOCK-00036BU




GATE LOCK

CODE	TYPE
LOCK-00035BU	N302
LOCK-00036BU	ELZETTE



OVAL CYLINDER

CODE	DESCRIPTION	SIZE
CYL-00009BU	KEYED TO DIFFER	54MM
CYL-00010BU	KEYED ALIKE	54MM



CYL-00006BU



DEAD LOCK & CYLINDER

CODE	TYPE	SIZE	FINISH
LOCK-00057BU	DEAD LOCK	40MM	BRASS PLATED
CYL-00006BU	EURO CYLINDER	65MM	BRASS PLATED



GATE LOCK BOX

CODE	TYPE
LOCK-00050BU	CLOSED

SECURITY GATE HARDWARE

LOCK-00056BU



LOCK-00060BU



LOCK-00068BU



LOCK-00069BU



LOCK-00070BU



HEAVY DUTY GATE LOCK

CODE	TYPE
LOCK-00056BU	SMALL LOCK WITH PADLOCK
LOCK-00060BU	LARGE LOCK WITH PADLOCK



STEEL BUTT HINGE

CODE	SIZE	FINISH
HIN-10006BU	75MM	SELF COLOUR
HIN-10007BU	100MM	SELF COLOUR
HIN-10013BU	100MM	ZINC PLATED

HIN-40009BU



HIN-40010BU




PARLIAMENT HINGE

CODE	DESCRIPTION
HIN-40009BU	SHORT HINGE WITH ALUMINIUM PIN
HIN-40010BU	LARGE HINGE WITH ALUMINIUM PIN

ULTRA LOCK

CODE	TYPE
LOCK-00068BU	ULTRA LOCK - SMALL
LOCK-00069BU	ULTRA LOCK - LARGE
LOCK-00070BU	ULTRA 'E' LOCK WITH EURO CYLINDER



BUTTERFLY HINGE

CODE	SIZE	FINISH
HIN-40015BU	63MM	SELF COLOUR



GATE WHEELS WITH PVC GUIDES

CODE	DESCRIPTION
WHEEL-00001BX	40MM
WHEEL-00002BX	60MM
WHEEL-00003BX	80MM
WHEEL-00004BU	PVC GUIDES

STEEL BULLET HINGES

CODE	SIZE	FINISH
HIN-40001BU	M10X50	SELF COLOUR
HIN-40002BU	M12X70	SELF COLOUR
HIN-40003BU	M16X70	SELF COLOUR
HIN-40004BU	M16X100	SELF COLOUR
HIN-40005BU	M20X70	SELF COLOUR
HIN-40006BU	M20X100	SELF COLOUR
HIN-40007BU	M25X100	SELF COLOUR



GARAGE DOOR

R02 GARAGE LOCK	21
GARAGE LOCK HANDLE AND PLATE	21
R06 GARAGE LOCK	21
CLAMP, UBOLT AND FLANGE SET	21

SAMSON



R02 GARAGE LOCK

CODE	DESCRIPTION	ACCESSORIES
GD-00001BU	R02 GARAGE LOCK	2 KEYS & SCREWS



GARAGE LOCK PLATE

CODE	DESCRIPTION	ACCESSORIES
GD-00003BU	PLATE	SCREWS



GARAGE LOCK HANDLE

CODE	DESCRIPTION	ACCESSORIES
GD-00002BU	HANDLE	SCREWS



R06 GARAGE LOCK

CODE	DESCRIPTION	ACCESSORIES
GD-00012BU	R06 GARAGE LOCK	2 KEYS & SCREWS



CLAMP, UBOLT & FLANGE NUT SET

CODE	DESCRIPTION
GD-00005BU	CLAMP + UBOLT + FLANGE NUT SET

STEEL CABINET

CABINET HANDLE

23

SQUARE FILING LOCK

23

SAMSON



CABINET HANDLE

CODE	DESCRIPTION	FINISH
FCHL	L HANDLE	CHROME PLATED



SQUARE FILING LOCK


CODE	FINISH
LOCK-00065BU	CHROME PLATED

GENERAL HARDWARE

WINDOW STAYS	25
WINDOW HANDLES	26
SASH LIFT AND FASTENER	26
CRANKED HINGE	26
FLUSH BOLTS	26
PIVOT HINGES	26
PIVOT DOOR LOCK	26
BOLTS	27 - 28
GATE LATCH	28
HASP AND STAPLES	28
CABIN HOOK	28
DOOR CLOSERS AND DOOR STOPS	29
HINGES	29 - 30
CYLINDER ESCUTCHEONS	31
ADJUSTABLE ROLLER BOLT	31
INDICATOR BOLT SS304	31
DOOR STOPS	31
DOOR BOLT	31
PULL HANDLES	31 - 32

SAMSON

GENERAL HARDWARE




SOLID BRASS FANLIGHT STAY

CODE	SIZE	FINISH
HARD-30021BU	250MM	SOLID BRASS
HARD-30022BU	300MM	SOLID BRASS
HARD-30024BU	250MM	SATIN NICKEL
HARD-30025BU	300MM	SATIN NICKEL
HARD-30045BU	300MM	BLACK



SOLID BRASS CASEMENT STAY

CODE	SIZE	FINISH
HARD-30015BU	250MM	SOLID BRASS
HARD-30016BU	300MM	SOLID BRASS
HARD-30018BU	250MM	SATIN NICKEL
HARD-30019BU	300MM	SATIN NICKEL
HARD-30044BU	300MM	BLACK



STEEL FANLIGHT STAY

CODE	SIZE	FINISH
HARD-30014BU	250MM	YELLOW ZINC PLATED



STEEL CASEMENT STAY

CODE	SIZE	FINISH
HARD-30013BU	300MM	YELLOW ZINC PLATED



EASY CLEAN STAY

CODE	FINISH
HARD-30032BU	YELLOW ZINC PLATED



HARD-40007BU



HARD-40018BU



HARD-00010BU



HARD-00025BU



CASEMENT HANDLE & WEDGE

CODE	MATERIAL
HARD-40007BU	SOLID BRASS
HARD-40018BU	SOLID BRASS

SOLID BRASS SASH LIFT & FASTENER

CODE	TYPE	FINISH
HARD-00010BU	SASH FASTENER	NATURAL BRASS
HARD-00025BU	SASH LIFT	NATURAL BRASS



CRANKED HINGE

CODE	SIZE	FINISH
HIN-00005BU	64MM	YELLOW ZINC PLATED

OTHER MATERIAL



NYLON



PIVOT HINGE

CODE	MATERIAL
HIN-00002BU	SOLID BRASS
HIN-00007BU	NYLON



OTHER FINISHES



SATIN NICKEL



SOLID BRASS FLUSH BOLTS

CODE	SIZE	MATERIAL	FINISH
BOLT-00001BU	150MM	SOLID BRASS	NATURAL BRASS
BOLT-00002BU	150MM	SOLID BRASS	SATIN NICKEL




PIVOT DOOR LOCK

CODE	SIZE	FINISH
LOCK-00077BU	50MM	SS304



BARREL BOLT - STRAIGHT

CODE	SIZE	MATERIAL	FINISH
BOLT-10001BU	50MM	SOLID BRASS BODY	BRASS PLATED
BOLT-10002BU	63MM	SOLID BRASS BODY	BRASS PLATED
BOLT-10003BU	76MM	SOLID BRASS BODY	BRASS PLATED
BOLT-10004BU	100MM	SOLID BRASS BODY	BRASS PLATED
BOLT-10006BU	50MM	SOLID BRASS BODY	CHROME PLATED
BOLT-10007BU	63MM	SOLID BRASS BODY	CHROME PLATED
BOLT-10008BU	76MM	SOLID BRASS BODY	CHROME PLATED
BOLT-10009BU	100MM	SOLID BRASS BODY	CHROME PLATED



BARREL BOLT - NECKED

CODE	SIZE	MATERIAL	FINISH
BOLT-10011BU	50MM	SOLID BRASS BODY	BRASS PLATED
BOLT-10012BU	63MM	SOLID BRASS BODY	BRASS PLATED
BOLT-10013BU	76MM	SOLID BRASS BODY	BRASS PLATED
BOLT-10014BU	100MM	SOLID BRASS BODY	BRASS PLATED
BOLT-10016BU	50MM	SOLID BRASS BODY	CHROME PLATED
BOLT-10017BU	63MM	SOLID BRASS BODY	CHROME PLATED
BOLT-10018BU	76MM	SOLID BRASS BODY	CHROME PLATED
BOLT-10019BU	100MM	SOLID BRASS BODY	CHROME PLATED



OTHER FINISHES



SATIN NICKEL



BLACK



SECURITY BOLT

CODE	SIZE	MATERIAL	FINISH
BOLT-20001BU	100MM	ZINC	BRASS PLATED
BOLT-20002BU	150MM	ZINC	BRASS PLATED
BOLT-20004BU	100MM	ZINC	SATIN NICKEL
BOLT-20005BU	150MM	ZINC	SATIN NICKEL
BOLT-20013BU	100MM	ZINC	BLACK



STEEL BARREL BOLT

CODE	SIZE	FINISH
BOLT-10025BU	100MM	BLACK
BOLT-10026BU	150MM	BLACK
BOLT-10028BU	100MM	ZINC PLATED
BOLT-10029BU	150MM	ZINC PLATED



OTHER FINISHES



SATIN NICKEL



AUTO BOLT

CODE	SIZE	MATERIAL	FINISH
BOLT-30001BU	50MM	SOLID BRASS	NATURAL BRASS
BOLT-30002BU	75MM	SOLID BRASS	NATURAL BRASS
BOLT-30004BU	50MM	SOLID BRASS	SATIN NICKEL
BOLT-30005BU	75MM	SOLID BRASS	SATIN NICKEL



PADBOLTS

CODE	SIZE	FINISH
BOLT-40001BU	100MM	ZINC PLATED
BOLT-40002BU	150MM	ZINC PLATED
BOLT-40003BU	200MM	ZINC PLATED



OVAL PADBOLTS

CODE	FINISH
BOLT-40006BU	ZINC PLATED



GATE LATCH

CODE	FINISH
BOLT-40007BU	ZINC PLATED



OTHER FINISHES



ZINC PLATED



STEEL HASP & STAPLE

CODE	SIZE	FINISH
HARD-20003BU	90MM	BLACK
HARD-20004BU	114MM	BLACK
HARD-20008BU	90MM	ZINC PLATED
HARD-20009BU	114MM	ZINC PLATED



STEEL HASP & STAPLE - LOCKING

CODE	SIZE	FINISH
HARD-20011BU	63MM	CHROME PLATED
HARD-20012BU	75MM	CHROME PLATED
HARD-20013BU	100MM	CHROME PLATED



CABIN HOOK

CODE	SIZE	MATERIAL	FINISH
HARD-10007BU	100MM	MALLEABLE IRON	BLACK



OTHER FINISHES



BRASS PLATED



BLACK



CABIN HOOK

CODE	SIZE	MATERIAL	FINISH
HARD-10001BU	75MM	ZINC	BRASS PLATED
HARD-10002BU	100MM	ZINC	BRASS PLATED
HARD-10003BU	150MM	ZINC	BRASS PLATED
HARD-10004BU	75MM	ZINC	SATIN NICKEL
HARD-10005BU	100MM	ZINC	SATIN NICKEL
HARD-10006BU	150MM	ZINC	SATIN NICKEL
HARD-10030BU	100MM	ZINC	BLACK



OTHER FINISHES



SATIN NICKEL



BLACK



INDICATOR BOLTS

CODE	FINISH
LOCK-00033BU	CHROME PLATED
LOCK-00034BU	SATIN NICKEL
LOCK-00075BU	BLACK



OTHER FINISHES



MATT BLACK



DOOR CLOSER

CODE	TYPE	FINISH
LOCK-00031BU	UP TO 45KG DOOR	SATIN NICKEL
LOCK-00074BU	UP TO 45KG DOOR	BLACK

DOOR CLOSER

CODE	TYPE	FINISH
LOCK-00032BU	45 - 80 KG DOOR	SATIN NICKEL

HARD-00005BU



HARD-00006BU



HARD-00039BU



HARD-00041BU



DOOR STOP

CODE	TYPE	FINISH
HARD-00005BU	HALF MOON	SATIN NICKEL
HARD-00036BU	HALF MOON	BLACK
HARD-00006BU	MAGENTIC	SATIN NICKEL
HARD-00035BU	MAGENTIC	BLACK

RUBBER DOOR STOP

CODE	TYPE	FINISH
HARD-00039BU	ROUND	BLACK
HARD-00040BU	ROUND	WHITE
HARD-00041BU	WEDGE	BLACK
HARD-00042BU	WEDGE	WHITE



STEEL TEE HINGE

CODE	SIZE	FINISH
HIN-30001BU	100MM	ZINC PLATED
HIN-30002BU	150MM	ZINC PLATED
HIN-30003BU	200MM	ZINC PLATED
HIN-30004BU	250MM	ZINC PLATED



STEEL TEE HINGE

CODE	SIZE	FINISH
HIN-30005BU	100MM	BLACK
HIN-30006BU	150MM	BLACK
HIN-30007BU	200MM	BLACK
HIN-30008BU	250MM	BLACK



SOLID BRASS



SUPPLIED AS PAIR

SOLID BRASS BUTT HINGE

CODE	SIZE	TYPE	FINISH
HIN-10028BU	100MM	NYLON WASHER	BRASS
HIN-10029BU	100MM	COPPER WASHER	BRASS



SUPPLIED AS PAIR



SCREWS INCLUDED

STEEL FLUSH HINGE

CODE	SIZE	FINISH
HIN-20019BU	50MM	BRASS PLATED
HIN-20020BU	64MM	BRASS PLATED
HIN-20001BU	75MM	BRASS PLATED
HIN-20021BU	100MM	BRASS PLATED



SUPPLIED AS PAIR



SCREWS INCLUDED

STAINLESS STEEL BALL BEARING HINGE

CODE	SIZE	TYPE	FINISH
HIN-10034BU	100 X 75 X 2 MM	BUTT HINGE	SS201
HIN-10040BU	100 X 75 X 2 MM	BUTT HINGE	SS304



SUPPLIED AS PAIR



SCREWS INCLUDED

ALUMINIUM BUTT HINGE

CODE	DESCRIPTION	FINISH
HIN-10033BU	100 X 75 X 2.5 MM	NATURAL ANODIZED




SUPPLIED AS PAIR



SCREWS INCLUDED

STAINLESS STEEL BALL BEARING PVD HINGE

CODE	SIZE	TYPE	FINISH
HIN-20005BU	100MM	FLUSH HINGE	SS201
HIN-20022BU	100MM	FLUSH HINGE	SS304



SUPPLIED AS PAIR



SCREWS INCLUDED

STAINLESS STEEL BALL BEARING PVD HINGE

CODE	SIZE	MATERIAL	FINISH
HIN-10041BU	100 X 75 X 2 MM	SS 304	PVD



SUPPLIED AS PAIR



SCREWS INCLUDED

STAINLESS STEEL PROJECTION HINGE

CODE	SIZE	MATERIAL	FINISH
HIN-10042BU	100 X 150 X 3 MM	SS 304	PVD



SUPPLIED AS PAIR



SCREWS INCLUDED

STAINLESS STEEL PROJECTION HINGE

CODE	SIZE	MATERIAL	FINISH
HIN-10042BU	100 X 150 X 3 MM	SS 304	PVD



OTHER FINISHES



BLACK



CYLINDER ESCUTCHEON

CODE	MATERIAL	FINISH
CYL-00017BU	SS 304	NATURAL
CYL-00018BU	SS 304	BLACK



ADJUSTABLE ROLLER BOLT

CODE	MATERIAL	FINISH
LOCK-00073BU	SS 304	NATURAL



RING PULL HANDLE

CODE	MATERIAL	FINISH
HARD-00071BU	SS 304	NATURAL



INDICATOR BOLT

CODE	MATERIAL	FINISH
LOCK-00076BU	SS 304	NATURAL



ROUND DOOR STOP

CODE	MATERIAL	FINISH
HARD-00069BU	SS 304	NATURAL



MAGNETIC DOOR STOP

CODE	MATERIAL	FINISH
HARD-00070BU	ZINC	SATIN NICKEL



STAINLESS STEEL DOOR BOLT

CODE	MATERIAL	SIZE
BOLT-10034BU	SS 304	60MM
BOLT-10035BU	SS 304	80MM



SQUARE FLUSH PULL HANDLE

CODE	MATERIAL	FINISH
HARD-00072BU	SS 304	SS 304

OTHER FINISHES



CHROME PLATED



BLACK



SCREWS INCLUDED

AVRIL PULL HANDLE - HEAVY DUTY

CODE	FINISH
HARD-40010BU	BRASS PLATED
HARD-40011BU	CHROME PLATED
HARD-40036BU	BLACK



SCREWS INCLUDED

FLEUR HANDLE

CODE	FINISH
HARD-40008BU	BLACK



SCREWS INCLUDED

HOT BED HANDLE

CODE	FINISH
HARD-40009BU	BLACK



SCREWS INCLUDED

SASH HANDLE

CODE	SIZE	FINISH
HARD-00033BU	152MM	BLACK



SCREWS INCLUDED

DECOR HANDLE

CODE	SIZE	FINISH
HARD-00034BU	127MM	BLACK



SOLID BRASS



SCREWS INCLUDED

BOW HANDLE

CODE	SIZE	MATERIAL
HARD-40019BU	100MM	SOLID BRASS



SCREWS INCLUDED

FLUSH PULL HANDLE

CODE	FINISH
HARD-00037BU	BLACK

DID YOU KNOW?

ALTHOUGH BOLTFIX HAS A STRONG PRESENCE IN THE RETAIL SECTOR, THE COMPANY WAS ORIGINALLY FOUNDED AS AN OEM WHOLESALER.

VISIT WWW.BOLTFIX.CO.ZA FOR MORE INFORMATION.

DOOR HANDLES & LOCKSETS

DOOR LOCKS	34
DOOR HANDLES	35
SS304 DOOR HANDLES	35
SS304 ROSE HANDLES	36

SAMSON

DOOR HANDLES & LOCKSETS



OTHER FINISHES



BLACK



OTHER FINISHES



BLACK



BRASS PLATED



SABS KEYHOLE LOCKBODY

CODE	TYPE	FINISH
LOCK-20002BU	2 LEVER	CHROME PLATED
LOCK-30002BU	3 LEVER	CHROME PLATED
LOCK-40002BU	4 LEVER	CHROME PLATED
LOCK-30008BU	3 LEVER	BLACK

SABS CYLINDER LOCKBODY

CODE	FINISH
LOCK-10003BU	CHROME PLATED
LOCK-10004BU	BRASS PLATED
LOCK-10012BU	BLACK



SS STAINLESS STEEL



SS STAINLESS STEEL



SABS KEYHOLE LOCKBODY

CODE	TYPE	FINISH
LOCK-20004BU	2 LEVER	SS201
LOCK-30004BU	3 LEVER	SS201

SABS CYLINDER LOCKBODY

CODE	FINISH
LOCK-10005BU	SS201



SS STAINLESS STEEL



SS STAINLESS STEEL



SABS KEYHOLE LOCKBODY

CODE	TYPE	FINISH
LOCK-30007BU	3 LEVER	SS 304

SABS CYLINDER LOCKBODY

CODE	FINISH
LOCK-10011BU	SS 304



SS STAINLESS STEEL



SS STAINLESS STEEL



ADJUSTABLE ROLLER MORTICE LOCK

CODE	TYPE	FINISH
LOCK-10009BU	CYLINDER	SS 304

SILENT LATCH MORTICE LOCK


CODE	TYPE	FINISH
LOCK-10010BU	CYLINDER	SS 304

DOOR HANDLES & LOCKSETS



STANDARD 6 INCH HANDLE

CODE	DESCRIPTION	FINISH
HANK-06001BU	KEYHOLE	CHROME PLATED
HANC-06001BU	CYLINDER	CHROME PLATED



STANDARD 6 INCH LOCKSET

CODE	DESCRIPTION	FINISH
LSK-06036BX	2 LEVER SABS BOXED LOCKSET	CHROME PLATED
LSK-06039BX	3 LEVER SABS BOXED LOCKSET	CHROME PLATED



ROMANO 6 INCH HANDLE & LOCKSET

CODE	DESCRIPTION	FINISH
HANK-06003BU	HANDLE ONLY	CHROME PLATED
LSK-06037BX	2 LEVER SABS BOXED LOCKSET	CHROME PLATED
LSK-06040BX	3 LEVER SABS BOXED LOCKSET	CHROME PLATED



MARCO 6 INCH HANDLE & LOCKSET

CODE	DESCRIPTION	FINISH
HANK-06004BU	HANDLE ONLY	CHROME PLATED
LSK-06038BX	2 LEVER SABS BOXED LOCKSET	CHROME PLATED
LSK-06042BX	3 LEVER SABS BOXED LOCKSET	CHROME PLATED

OTHER FINISHES



BLACK



CYLINDER KEYHOLE



HANDLE - VERONA

CODE	TYPE	MATERIAL	FINISH
HANK-06051BU	KEYHOLE	SS 304	NATURAL
HANK-06053BU	KEYHOLE	SS 304	BLACK
HANC-06016BU	CYLINDER	SS 304	NATURAL
HANC-06018BU	CYLINDER	SS 304	BLACK



HANDLE - HARMONY

CODE	TYPE	MATERIAL	FINISH
HANK-06049BU	KEYHOLE	SS 304	NATURAL

OTHER FINISHES



BLACK



CYLINDER KEYHOLE



HANDLE - AVALON

CODE	TYPE	MATERIAL	FINISH
HANK-06052BU	KEYHOLE	SS 304	NATURAL
HANK-06054BU	KEYHOLE	SS 304	BLACK
HANC-06017BU	CYLINDER	SS 304	NATURAL
HANC-06019BU	CYLINDER	SS 304	BLACK



HANDLE - EASTON

CODE	TYPE	MATERIAL	FINISH
HANK-06050BU	KEYHOLE	SS 304	NATURAL

OTHER FINISHES



BLACK



COMPONENTS INCLUDED

HANDLE ON ROSE - KINGSTON

CODE	ESCUTCHEON	MATERIAL	FINISH
HANR-10004BU	KEYHOLE	SS 304	NATURAL
HANR-10007BU	KEYHOLE	SS 304	BLACK

OTHER FINISHES



BLACK



COMPONENTS INCLUDED

HANDLE ON ROSE - EDEN

CODE	ESCUTCHEON	MATERIAL	FINISH
HANR-10005BU	KEYHOLE	SS 304	NATURAL
HANR-10008BU	KEYHOLE	SS 304	BLACK



COMPONENTS INCLUDED

HANDLE ON ROSE - MADISON

CODE	ESCUTCHEON	MATERIAL	FINISH
HANR-10001BU	KEYHOLE	SS 304	NATURAL



COMPONENTS INCLUDED

HANDLE ON ROSE - SELMA

CODE	ESCUTCHEON	MATERIAL	FINISH
HANR-10002BU	KEYHOLE	SS 304	NATURAL



COMPONENTS INCLUDED

HANDLE ON ROSE - MASON

CODE	ESCUTCHEON	MATERIAL	FINISH
HANR-10003BU	KEYHOLE	SS 304	NATURAL



COMPONENTS INCLUDED

HANDLE ON ROSE - BETHANY

CODE	ESCUTCHEON	MATERIAL	FINISH
HANR-10006BU	KEYHOLE	SS 304	NATURAL

CABINET

CATCHES	38
CABINET HANDLES	38
CABINET HINGES	39
CABINET KNOBS	40
KITCHEN LEGS	40
DRAWER LOCK	41
CAM LOCK	41
CUPBOARD LOCK	41
GAS LIFT	41
RUNNERS	41

SAMSON

CABINET

OTHER FINISHES



MAGNETIC CATCH

CODE	FINISH
CABH-00001BG	WHITE
CABH-00002BG	BROWN
HARD-00007BU	WHITE
HARD-00008BU	BROWN

OTHER FINISHES



HOLLOW BAR HANDLE

CODE	SIZE	FINISH
CABH-20001BG	96MM	SS201
CABH-20002BG	128MM	SS201
CABH-20003BG	160MM	SS201
CABH-20004BG	192MM	SS201
CABH-20005BG	96MM	MATT BLACK
CABH-20006BG	128MM	MATT BLACK
CABH-20007BG	160MM	MATT BLACK
CABH-20008BG	192MM	MATT BLACK



PUNCH HANDLE

CODE	SIZE	FINISH
CABH-20009BG	128MM	SATIN NICKEL
CABH-20010BG	160MM	SATIN NICKEL



BOW HANDLE

CODE	SIZE	FINISH
CABH-20014BG	96MM	SATIN NICKEL
CABH-20015BG	128MM	SATIN NICKEL



DOUBLE ROLLER CATCH

CODE	FINISH
CABH-00003BG	ZINC PLATED



HOLLOW SLIM HANDLE

CODE	SIZE	FINISH
CABH-20016BG	96MM	SATIN NICKEL
CABH-20017BG	128MM	SATIN NICKEL
CABH-20018BG	160MM	SATIN NICKEL
CABH-20019BG	192MM	SATIN NICKEL
CABH-20020BG	96MM	MATT BLACK
CABH-20021BG	128MM	MATT BLACK
CABH-20022BG	160MM	MATT BLACK
CABH-20023BG	192MM	MATT BLACK



STRA HANDLE

CODE	SIZE	FINISH
CABH-20011BG	128MM	SATIN NICKEL
CABH-20012BG	160MM	SATIN NICKEL
CABH-20013BG	192MM	SATIN NICKEL

OTHER FINISHES



BUTTERCUP HANDLE

CODE	SIZE	FINISH
CABH-20024BG	64MM	BLACK SATIN
CABH-20025BG	64MM	ANTIQUE BRASS
CABH-20026BG	64MM	ANTIQUE PEWTER
CABH-20027BG	64MM	MATT BLACK

VARIATION



CABH-10002BG



FULL OVERLAY HINGE

CODE	TYPE	DEGREES
CABH-10001BG	SLIDE ON	110
CABH-10002BG	SLIDE ON	165

HALF OVERLAY HINGE

CODE	TYPE	DEGREES
CABH-10003BG	SLIDE ON	110



CRANKED HINGE




CODE	TYPE	SIZE
CABH-10004BG	SLIDE ON	16 MM

2 HOLE SLIDE ON BIFOLD

CODE	TYPE	HOLES
CABH-10005BG	SLIDE ON	2



OTHER FINISHES

-  CHROME PLATED
-  BLACK
-  BRASS PLATED



4 HOLE SLIDE ON

CODE	TYPE	DEGREES
CABH-10006BG	SLIDE ON	45

SELF CLOSING HINGE

CODE	FINISH
CABH-10007BG	ANTIQU BRASS
CABH-10008BG	CHROME PLATED
CABH-10009BG	BLACK
CABH-10010BG	BRASS PLATED



VICTORIAN CRYSTAL KNOB

CODE	SIZE	FINISH
CABH-40001BG	30MM	CHROME PLATED
CABH-40002BG	40MM	CHROME PLATED



EDWARDIAN CRYSTAL KNOB

CODE	SIZE	FINISH
CABH-40003BG	30MM	CHROME PLATED
CABH-40004BG	40MM	CHROME PLATED



OTHER FINISHES



ANTIQUE BRASS



DOUBLE SCROLL KNOB

CODE	SIZE	FINISH
CABH-40005BG	32MM	ANTIQUÉ PEWTER
CABH-40006BG	32MM	ANTIQUÉ BRASS



OTHER FINISHES



SATIN NICKEL



PEARL DROP KNOB

CODE	SIZE	FINISH
CABH-40007BG	30MM	MATT BLACK
CABH-40008BG	30MM	SATIN NICKEL



ADJUSTABLE KITCHEN LEG

CODE	TYPE	SIZE	FINISH
CABH-50001BG	SQUARE	100X25MM	SATIN NICKEL
CABH-50002BG	SQUARE	150X25MM	SATIN NICKEL
CABH-50003BG	ROUND	100X30MM	SATIN NICKEL
CABH-50004BG	ROUND	150X30MM	SATIN NICKEL



KITCHEN LEG

CODE	SIZE	FINISH
CABH-50005BG	100X50MM	SS201
CABH-50006BG	155X50MM	SS201



ADJUSTABLE PLASTIC KITCHEN LEGS

CODE	SIZE	MATERIAL
CABH-50011BU	98MM	PLASTIC
CABH-50012BU	115MM	PLASTIC



ROUND LEG ON BASE

CODE	SIZE	FINISH
CABH-50007BG	80MM	CHROME PLATED
CABH-50008BG	100MM	CHROME PLATED



OTHER FINISHES
CHROME PLATED



DRAWER LOCK

CODE	SIZE	FINISH
LOCK-00018BU	40MM	BRASS PLATED
LOCK-00019BU	40MM	CHROME PLATED



CUPBOARD LOCK

CODE	SIZE	FINISH
LOCK-00020BU	51MM	BRASS PLATED
LOCK-00021BU	64MM	BRASS PLATED
LOCK-00022BU	76MM	BRASS PLATED



BALL BEARING DRAWER RUNNERS

CODE	WIDTH	THICKNESS	LENGTH
CABH-30009BG	27MM	0.7MM	400MM
CABH-30001BG	35MM	0.7MM	450MM
CABH-30002BG	35MM	0.7MM	500MM
CABH-30003BG	45MM	0.9MM	400MM
CABH-30004BG	45MM	0.9MM	450MM
CABH-30005BG	45MM	0.9MM	500MM



OTHER FINISHES
BRASS PLATED



CAM LOCK

CODE	SIZE	FINISH
LOCK-00014BU	16MM	CHROME PLATED
LOCK-00015BU	20MM	CHROME PLATED
LOCK-00016BU	25MM	CHROME PLATED
LOCK-00017BU	30MM	CHROME PLATED
LOCK-00012BU	25MM	BRASS PLATED
LOCK-00013BU	30MM	BRASS PLATED



GAS LIFT

CODE	TYPE	SIZE
CABH-00009BG	80N	260MM



ROLLER RUNNER

CODE	LENGTH	THICKNESS	FINISH
CABH-30006BG	400MM	0.7MM	WHITE
CABH-30007BG	450MM	0.7MM	WHITE
CABH-30008BG	500MM	0.7MM	WHITE

HOW TO READ A PULL HANDLE SIZE

EXAMPLE:

32/300/450MM

32mm	Diameter of pipe
300mm	Installation length
450mm	Total length of handle



STAINLESS STEEL MAINTENANCE

Maintaining Stainless Steel 304 (SS304) products ensures their longevity, appearance, and performance. Although SS304 is highly resistant to corrosion and staining, we recommend regular maintenance to ensure the product stays in optimal condition. Here are some tips:

REGULAR CLEANING

Clean SS304 regularly to remove dirt, dust, and smudges. Use a soft cloth or sponge with warm water and mild soapy liquid. Avoid abrasive cleaners, as they can damage the surface of the product.

- For light cleaning, simply wipe with a damp cloth, and then dry with a clean, soft towel to avoid water spots.
- Ensure you dry the product after cleaning. This will help prevent stains and watermarks.

DEALING WITH DIS-COLOURATION

Stainless steel has a tendency to slightly discolour due to the oxidisation of the residue of the buffing wax left on the finished surface. We recommend cleaning stainless steel products with a non-abrasive cleaner (Handy Andy).

- Commercial stainless steel cleaners are also available for removing discolouration or heat marks, helping to restore the finish.

SPECIAL NOTE

If your product is exposed to salty water (e.g., coastal areas) or chemicals, it may require more frequent cleaning and maintenance to prevent corrosion.

DISCLAIMER

While SS304 is highly resistant to corrosion and staining, the product may begin to rust overtime, especially if not maintained correctly.



BOLTFIX HEAD OFFICE:

TEL: +27 31 713 9800

FAX SALES: +27 31 705 3956

FAX ADMIN: +27 31 705 3985

ADDRESS: UNIT 11, PINE INDUSTRIAL PARK,
NEW GERMANY, 3620, KWAZULU NATAL, SOUTH AFRICA